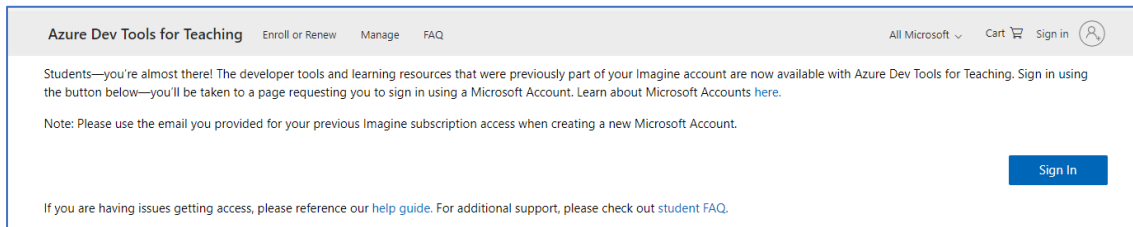


Microsoft Azure Dev Tools for Teaching (which includes Project and Visio for download) is available to current staff and students for teaching, research, and other related classwork only. It cannot be used for administrative purposes.

Please follow the instructions below to access the software available:

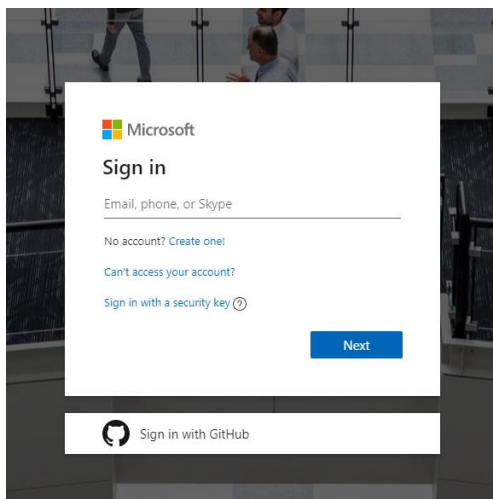
1. Go to: <https://azureforeducation.microsoft.com/devtools> and click Sign In



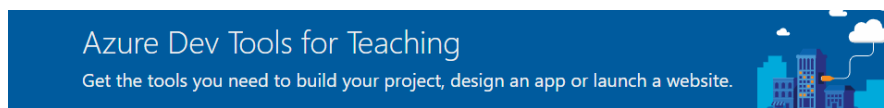
2. To Sign in:

Students use your [studentnumber@mytudublin.ie](mailto:studentnumber@mytudublin.ie) email credentials

Staff use your [@tudublin.ie](mailto:@tudublin.ie) email credentials



3. Accept the Terms & Conditions

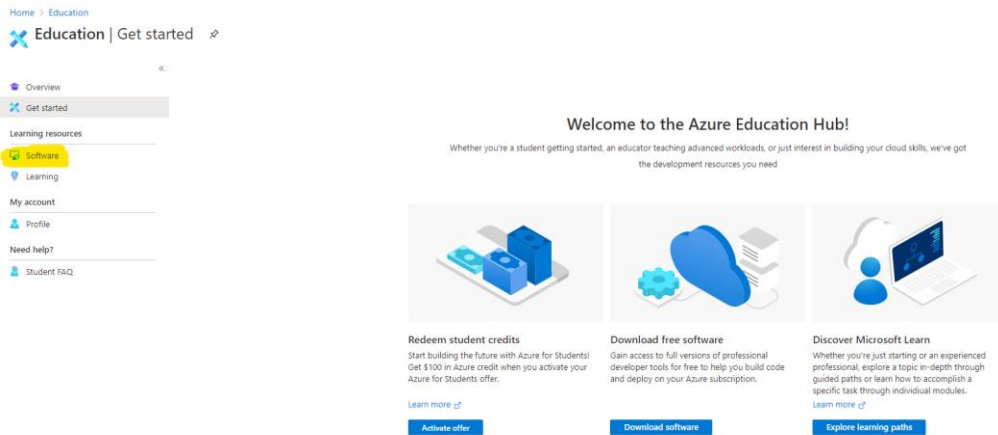


#### 1 Terms

- I agree to the [subscription agreement](#), [Azure Dev Tools for Teaching agreement](#) and [privacy statement](#)
- I would like information, tips, and offers about Azure, including Azure Newsletter, Pricing updates, and other Microsoft products and services.
- I would like Microsoft to share my information with select partners so I can receive relevant information about their products and services.

[Accept terms](#)

4. Click “Software” in the left sidebar



5. Select the appropriate software from the list e.g. Project 2019 (**Windows Only**), view the key and copy it. Click Download and save to your hard drive. Install the software and apply the product key when prompted

